


Automatica S

Twin head cutting-off machine



Feeder with bridge clamps 01

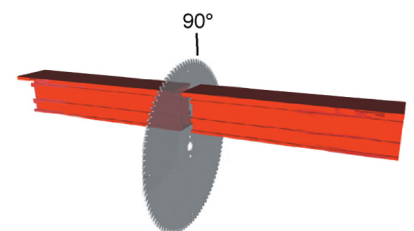


45° clamps 02



05

Single head, rising blade cutting-off machine with automatic cycle, for 90° cutting, equipped with bar feeder and mechanical stop device, adjustment of length and cutting tolerance down to ± 0.1 mm. The machine is provided with a pneumatic system for automatic separation of the cut piece in order to ensure maximum quality of the cut surface. Blade feed can be pneumatic or hydraulic; hydraulic feed makes the machine especially useful for cutting large profiles.



Digital size readout 03



Cutting zone 04



Control 05



Automatica S

Single head cutting-off machine

01 Feeder with bridge clamps

Bar feed system based on the use of a pneumatic actuator. The set of bridge clamps (optional) allows maximum versatility in clamping widely differing profile geometries as well as rapid set-up of the workpiece clamping cylinders.

02 45° clamps

Optional accessory which allows correct clamping and cutting of profiles with irregular geometry, thus ensuring maximum clamping rigidity and holding of the accuracy, which is the outstanding characteristic of the machine. Use of this system is also characterized by simplicity and rapidity of the set-up.

03 Digital size readout

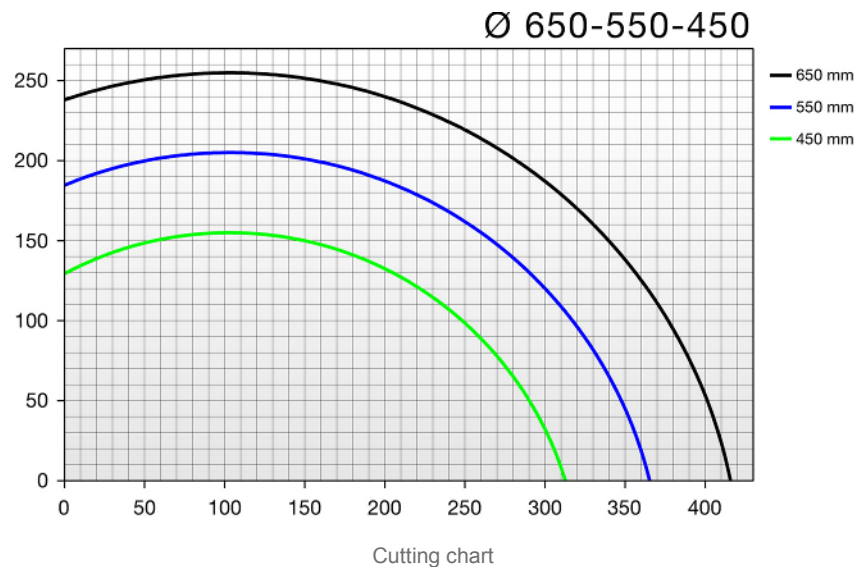
Digital size readout: optional accessory.

04 Cutting zone

In order to allow maximum utilization of the large cutting capacity which ensures the machinability of large profiles, the cutting zone is characterized by a rugged structure designed to offer maximum accuracy. This regards both the horizontal work table and the vertical fence

05 Control

The control zone consists of a control console equipped with a PCL unit from which is it possible to control the blade outfeed, lubrication, the use (or non use) of the cut piece separation system and feeder stroke. The machine control is complete with a clamp pressure regulating system and provision for adjusting the blade outfeed rate.



BLADE	
Carbide-tipped (depending on model)	450 550 650
Swarf conveyor for blade	
BLADE FEED	
Hydro-pneumatic or hydraulic (depending on model)	
CUTTING ZONE GUARDS	
Full guard, manually operated	
LUBRICATION SYSTEM	
Minimum quantity oil lubrication	
CLAMPS	
Pair of vertical pneumatic clamps with pressure reducing valve and pressure gauge	
Pair of horizontal pneumatic clamps with pressure reducing valve and pressure gauge	
MOTOR	
Three-phase brake motor, operating time 10 sec. (kW)	5,5
PROVISION FOR SWARF EXHAUSTER	
MG4-MG8	
ACCESSORIES	
Pneumatic system for separating cut piece	
Manual stop for recovering the workpiece	
FEEDER	
Pneumatic (mm)	0 ÷ 800