


Twin Ferro

Twin-head cutting-off machine

Control 01

Tilting of the moving cutting heads 02

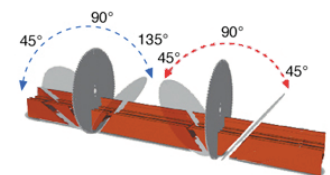


The Emmegi twin-head cutting-off machines boast of exceptional performance characteristics, including ruggedness and reliability. Latest generation machines which can make a considerable contribution to the production cycle thanks to their high standard of accuracy and user-friendliness.

Twin Ferro is a twin-head cutting-off machine with horizontal blade feed, designed for cutting iron and stainless steel profiles. With its brushless motors, the machine is capable of setting the angular positions of both cutting heads at 45°, 90°, 135° in addition to all the angular settings about the horizontal axis, with an accuracy on each degree of 240 positions.




Traverse of the moving cutting head is automatic and electronically controlled by the control system, while it runs on slideways such as to ensure the utmost accuracy and rigidity of the machine.

Thanks to the increased range of the cutting angle (up to +/- 45°), the moving cutting head can be used as an automatic positioning unit, thereby offering the possibility of working with particularly short workpieces.



Profile support rollers 03

Horizontal and vertical clamps 04



Twin Ferro

Twin-head cutting-off machine

01 Control

The user-friendly control panel installed on the various models, runs on bearings and allows correct positioning according to cutting specifications. The work cycle is optimized through creation of the cutting lists thus reducing scrap as well as workpiece loading/unloading times.

02 Tilting of the moving cutting heads

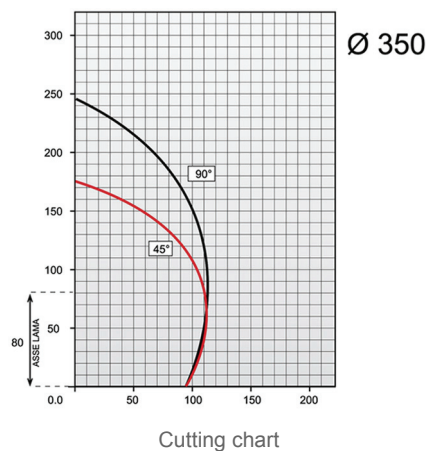
Tilting of the moving cutting heads is powered by servomotors with encoder while relative positioning is controlled electronically and parameterized by the control system, which has a simple user-friendly operator interface. The moving cutting heads are fully guarded in the work zone and lowering of these guards is pneumatic.

03 Profile support rollers

These allow for correct positioning in the machine and secure profile support in the working area. The rollers permit facilitated movement of the profile.

04 Horizontal and vertical clamps

The machine is fitted with pneumatically powered horizontal and vertical clamps with a low pressure device and adjustable terminal portion ensuring correct blocking of the profile in the machine.



CONTROL CHARACTERISTICS

- Industrial Computer "Windows XPE" compatible
- 6.5" colour TFT graphic monitor
- 1 GB DOMM memory
- Mouse built into keyboard
- Provision for connection to industrial label printer
- Provision for connection to remote PC via USB, network or serial port
- Execution of cyclic cuts from cutting lists and macros
- Execution of single cuts
- Memorization of 500 profile compensations with automatic calculation of the size for angle cuts
- Memorization of 500 cutting lists (each with 1000 lines) via keyboard
- Optimization of bars

MACHINE CHARACTERISTICS

Blade shaft diameter (mm)	40
HSS blade diameter (mm)	350
Blade motor revolutions (50Hz) (rpm)	1400/2800
Blade motor power (standard / stainless steel) (kW)	2.7 / 3,9
Maximum workable length (mm)	5200
Minimum cutting length at 90°/45 (mm)	520
Cutting capacity with blade at 45°	100 x 100
Blade advancement speed adjustable by the operator	
Cutting speed (m/s)	(0.7 / 1,5) (0,3 ÷1,6)
Moving head transfer speed (m/min)	20
Operating pressure (bar)	6-8
Minimum quantity oil lubrication system	
Vertical clamps	2 + 1
Horizontal clamps	2 + 1